

Automatic Edger



PRACTICA
| A | D | V | A | N | C | E |

PRACTICA

| A | D | V | A | N | C | E |

CNC 3D A

Automatic Edger

Peripheral



CHARACTERISTICS

- 2 grinding wheels for roughing all materials (glass, CR-39, high-index, polycarbonate and Trivex™)
- Specialized roughing process for lenses with slick coatings such as super hydrophobic coatings (could also be applied to very thin mineral lenses)
- Grinding wheel for bevelling all materials
- Automatic polishing of CR-39, hi-Index, polycarbonate and Trivex™ materials
- Automatic 4D groover. Adjustable grooving function in terms of positioning, width, depth and angle
- Automatic tilting of the grooving system. Tilting angle up to 15°
- Automatic internal and external safety bevel incorporated
- Continuous 3D mapping
- Dimensions B, minimum 18 mm on rimless / 19.6 mm on bevel
- Bevel programmes: automatic, programmed guided, manual and flat
- Automatic minibevel, an exclusive **indo** design, to fit all mountings in thin metal frames
- Servomotor design for improved quality and accuracy

- Special function for high base lenses
- "Windows" type icon-based interface
- Tutorial menu: function to guide the operator through the edging process, accessed from the start screen
- Quickset control for fast programming
- Self-diagnosis
- Error, alarm and help messages
- Statistics
- Automatic sharpening of grinding wheels
- Automatic calibration
- Compatible with OMA Communication Standard. EN-ISO 16284:2001
- CE compliance
- Active Noise Reduction (ANR) system incorporated to reduce the level of noise: < 70 dB

TECHNICAL SPECIFICATIONS

- **Voltage:** 220 V / 50 Hz - 110 V / 60 Hz
- **Consumption:** 1000 W
- **Dimensions:** 525 x 510 x 385 mm

CHARACTERISTICS

- 3D tracing
- Tracing of frames, patterns, demo lenses and lenses
- Automatic clamping of the frame
- Shape modification: both vertical and horizontal boxing can be modified by the operator, without this involving any variation of the pupil distance
- Tutorial menu: function to guide the operator through the process of tracing, centring and blocking, accessed from the start screen
- 5.7" D3 LCD screen STN type
- Icon-based interface
- Memory for 40 jobs (80 eyes)
- Compatible with datum or boxing system
- Selfdiagnosis
- CE compliance

TECHNICAL SPECIFICATIONS

- **Voltage:** 220 V / 50 Hz - 110 V / 60 Hz
- **Consumption:** 100 W
- **Dimensions:** 294 x 500 x 335 mm

indo

Alcalde Barnils, 72
08174 Sant Cugat
Barcelona - ESPAÑA

Tel. 34-93 298 26 00
Fax 34-93 298 86 14
www.indo.es




indo
your eyes, our world


PRACTICA

A | D | V | A | N | C | E

CNC 3D A



Automatic Edger



Peripheral

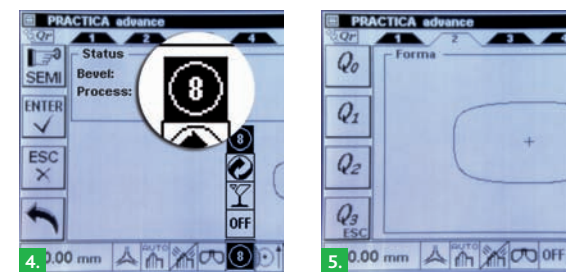
PRACTICA ADVANCE answers the industry's call for 3-D patternless technology at an economical price.

The **PRACTICA ADVANCE** is the practical solution for low volume retail shops looking at the latest in bevel edging technology. Its streamline design provides a space saving advantage, making it possible to get the most from your lab.

By integrating 4D grooving and front and rear safety bevelling functions, **PRACTICA ADVANCE** meets all the demands of today's workshops and laboratories for the minimum possible investment.

**The perfect tool;
one which adapts to suit your
budget and your requirements.**

**With no limits,
without sacrificing anything**



1. Roughing wheels for all types of material

The edger features as standard a multipurpose wheel, specially designed to work perfectly with Trivex™. The settings associated with each type of roughing allow each lens to be processed in accordance with its specific features

2. Easy-to-read, ergonomic graphic icon-based screen

The interface based on drop-down menus makes using the equipment easy and intuitive

3. 4D grooving function

With adjustable position, width, depth and angle. The system can reach angles of up to 15°. The front and rear safety bevelling system is integrated into the body of the grooving device itself

4. Special function for high base lenses

The 8 - curve function allows the edger to carry out special mapping and roughing processes for high-base lenses (8 Dp and superior)

5. Quickset function

Direct calling up of preset configurations for streamlining the programming of the jobs

**The peripheral device
that completes the system**

The **CNC 3D A** brings the functions of tracing, centring and blocking together in a single unit which is both extremely easy to handle and compact.

This versatile tracer stands out for its unbeatable performance in terms of constant size and precision in shape capture. It is also highly practical, featuring the possibility of modifying the boxing of the shape read.

